



ATENA S.P.A. HAS A QUALITY  
MANAGEMENT SYSTEM  
CERTIFIED BY RINA  
IN COMPLIANCE WITH ISO 9001

## ATENA TRIM CELL T24 | SYNCRO CELL





DINAMIC EFFECT, REGULAR DESIGN  
MODULAR SYSTEMS  
ENDLESS CONFIGURATIONS

# ATENA TRIM CELL T24 AND SYNCRO CELL

Elements are properly shaped to create an **uniform matrix** of blades which cross each others making 40x40 | 60x60 mm meshes.

The aesthetics of these ceilings stands out for several aspects :

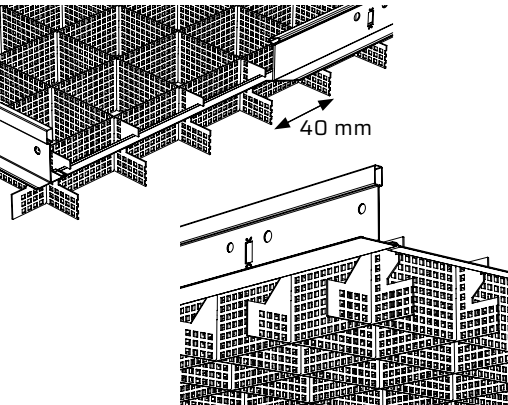
- semi-concealed **T-grid**;
- **Syncro spring system** with semi-concealed punched beams;
- **lamellar effect**;
- **linear** or **shaped** blades;
- **smooth** or **perforated** surfaces;
- configurations of **blades in different colors** or uniform background;
- regular **arrangement**;
- perimeter frame with veil or **20x55 mm "L"** profiles.



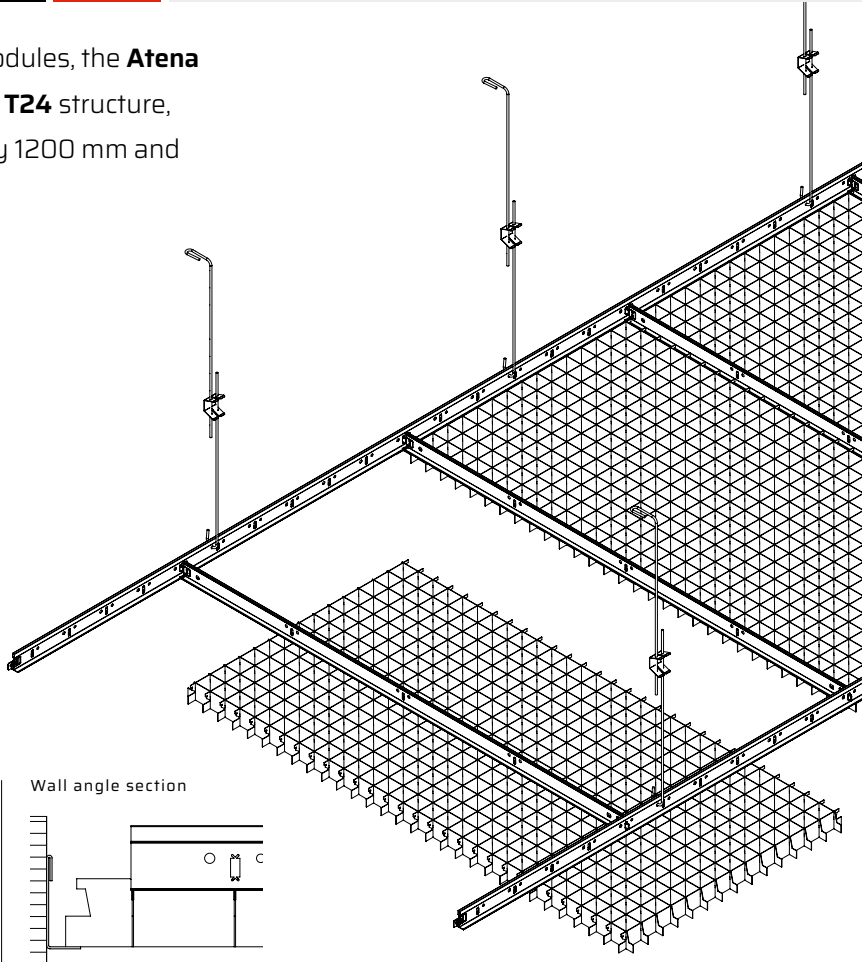
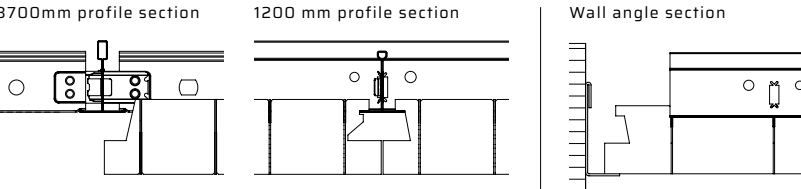
TRIM CELL T24

Reg. n° VE2009U000017

Made of 8/10 aluminium in 600x1200mm modules, the **Atena Trim T24 open cell** simply lays in **Atena Easy T24** structure, made with T24-3700-h38 main profiles every 1200 mm and T24-1200-h32 cross ones every 600mm.

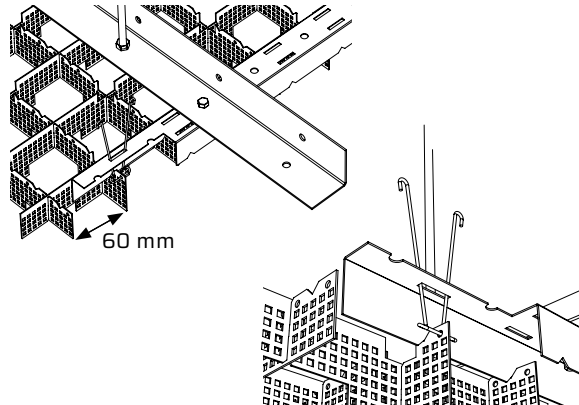


The uniformity of the pattern given by the regular design of the blade stands out in the aesthetics of this suspended ceiling.

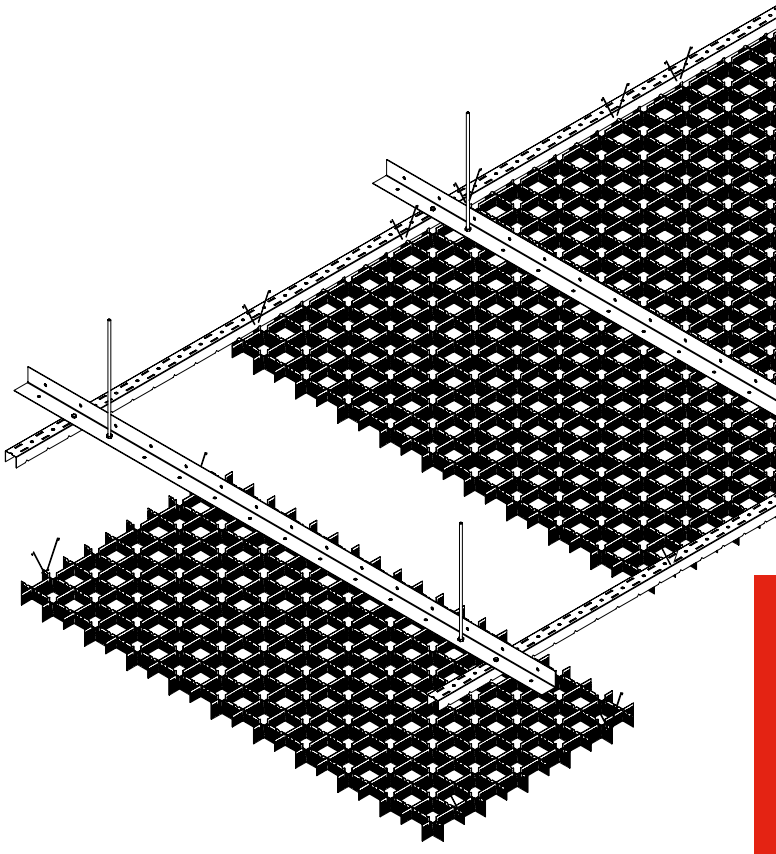
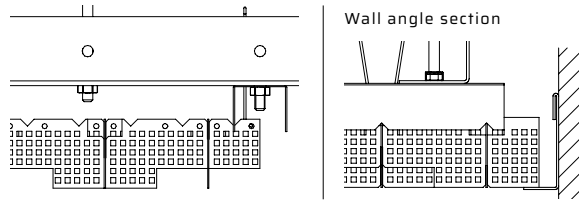


SYNCRO CELL

Made of 8/10 aluminum, the **Atena Syncro Cell** 600x1200mm panels, are equipped with special Syncro springs to hook the modules on punched beams.



The special shape of the blades gives this ceiling a dynamic and smart appealing.




TECHNICAL DETAILS


| FEATURES                 | TRIM CELL T24  | SYNCRO CELL                                    |
|--------------------------|--|--|
| MATERIAL                 | 8/10 aluminum  |  |
| DIMENSIONS               | 600x1200 mm  |  |
| MESHES                   | 40x40 linear blades  | 60x60 shaped blades                            |
| BLADE FINISHING          | Smooth surface<br>Perforation pattern: A   B models  | Smooth surface<br>Perforation pattern: A model |
| SEMI-CONCEALED STRUCTURE | Easy T24 - 3700   1200 mm<br>Antiseismic kit on request  | Syncro beams<br>Antiseismic kit on request     |
| HANGERS                  | Twister, Nonius, 90° hanger,<br>Standard hanger  | Ø6 mm threaded bar                             |
| WALL ANGLE               | 55x20 mm "L", L=3000 mm, 8/10 aluminum<br>same material and finishing of open cell   |  |
| COLORS                   | Atena white or silver prepainted aluminum, RAL/NCS coating on both sides<br>system available with blades in different colors |  |



Picture: Trim Cell T24  
mesh 40x40 | regular blade

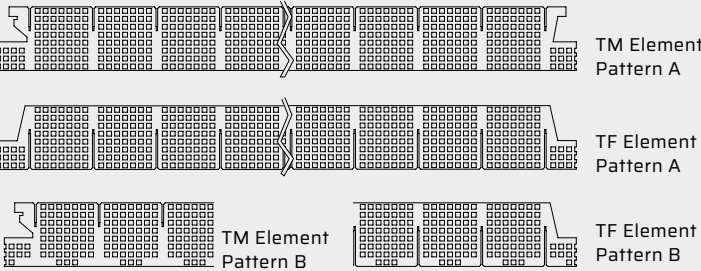


Picture: Trim Cell T24 | mesh 40x40 | regular blade

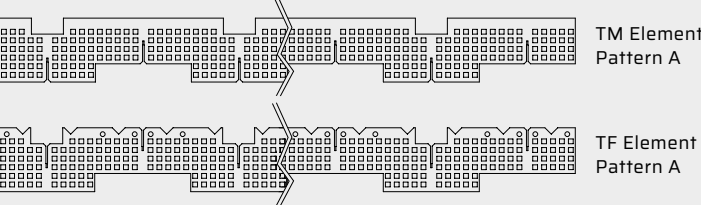


Picture: Syncro Cell | mesh 60x60 | shaped blade

Trim Cell T24  
Regular blades: smooth | perforation pattern (A | B)



Syncro Cell  
Shaped blades: smooth | perforation pattern (A only)





# ATENA SYNCRO CELL

OPEN CELL





Atena S.p.A.  
Via A. De Gasperi, 52 - 30020 Gruaro (VE) Italy  
Ph: +39 0421 75526 - Fax: +39 0421 75692  
[atena-it.com](http://atena-it.com) - [info@atena-it.com](mailto:info@atena-it.com)